

MAKURDI TOWN

NEEDS ASSESMENT SURVEY



COMPILED BY SI4DEV MAKURDI LOCATION GROUP – BENUE STATE

CONTENTS

Introduction..... 3

Purpose..... 3

Data Collection 3

summary needs of the community 3

Summary of Results..... 5

Implications for Action 6

Demographics..... 7

 Age 7

 “What is the local government you’re currently living in?” 7

 “What is your town in this local government area?” 7

 “How long have you been in this Local Government Area?” 8

Electoral Knowledge, Attitude and Practices 8

 “Name two influential politicians in the state that our LGA produced” 8

Needs and Service Gaps 9

 “Is the lack of [insert issue here] a major issue for residents of our community?” 9

Peace and Security 10

 “Of militants, terrorists, CATTLE herdsman, armed robbers, and kidnapers, which do you think bring the most fear, destruction of property and insecurity to our community?” 10

 “Of street hawkers, homeless and mentally ill people, okada riders, drug addicts, and jobless people, which do you think disturb the peace of our community the most?” 10

Challenges by Demographic 11

 “What challenges do you think affect children in our community the most?” 11

 What challenges do you think affect teenage girls in our community the most? 11

 What challenges do you think affects teenage boys in our community the most? 12

 What challenges do you think affects young adults in our community the most? 12

 What challenges do you think affect adults with children in our community the most? 12

 What challenges do you think affects older people in our community the most? 13

 Of these challenges above, which 5 groups of people would you say should be top priority? 13

INTRODUCTION

Makurdi Local Government Area of Benue State was created in 1970 and is located in the North central zone of Nigeria. The local government shares boundaries with Guma Local Government Area to the North-East, Gwer to the South, Gwer-West to the West and Doma local government area of Nasarawa State to the North-West. The local government area is divided into two major blocks by River Benue hence the North and South Banks. Makurdi town, the headquarters of the local government also serves as the state capital.

This paper describes recent results from a survey by SI4DEV partners seeking responses from residents of Makurdi town, of which majority were from local government areas like Makurdi, Oju, Ado, Tarka, and Otukpo.

SI4DEV is a non-governmental organization registered in Nigeria as Strategy and Innovation for Development Initiative. SI4DEV was registered with the Corporate Affairs Commission in November 2017 and is a Nigerian affiliate organization of The Spring Development Initiative in the USA. Strategy and Innovation for Development Initiative believes that grassroots civic and community leadership is the bedrock for achieving strong governance, improved health, quality education and economic development for their communities.

Vision: Communities with more participation in governance, accountable leadership, sustainable businesses and access to high-quality healthcare and education for all.

Mission: Train and upskill change makers on how to successfully implement community driven projects, how to effectively access resources to be able to deliver a better quality of life for local communities and how to contribute to sustainable national growth and development.

PURPOSE

The purpose of collecting this data is to assess individuals' current beliefs, experiences, and needs within their communities. By providing this information, partners may be better equipped to develop action plans and goals towards improving communities, in a variety of areas including health, education, and government. Also, due to the incessant attacks in various communities in Benue State, Nigeria in recent months by unidentified cattle herdsmen, leading to hundreds of deaths and the destruction of farmland and other properties, questions about security and peace were included in this survey of residents of Makurdi town.

DATA COLLECTION

A total of 18 participant responses were collected using Google Forms. All questions included on the form are included in below sections. Respondents were asked about five main topics: demographics, electoral knowledge/attitudes/practices, needs and services gaps, peace and security, and challenges by demographics.

SUMMARY NEEDS OF THE COMMUNITY

Unemployment was selected as the biggest overall issue. Infrastructure (e.g., gutters/roads) and environmental waste were significant concerns, as well. Cattle herdsmen and jobless people were chosen as the largest threats outside and inside the community, respectively. While the majority of respondents intend to vote (and have their voters' card), they have mixed opinions about whether they trust the validity of election outcomes. Unemployment or lack of money was viewed as a serious issue among working-aged groups. For teenagers, sexual problems and drug abuse were high priority issues.



SI4
DEV

Strategy and Innovation
For Development Initiative



SUMMARY OF RESULTS

Below is a summary of responses to the survey. Main conclusions are presented **in blue**.

1. Demographics

- **Total respondents:** 18 total respondents
- **Age:** The majority of respondents (56%) were between 20 and 29 years of age. There were also a significant amount of respondents (39%) between 30 and 39 years of age. There were a small amount of respondents (6%) that were under 20 years of age.
- **Local government:** The majority of respondents (78%) reported Makurdi as their local government area. Other local government areas included Oju, Ado, Tarka, and Otukpo. Most respondents (89%) had lived in their local government area for at least 10 years. Regarding specific towns, respondents listed a variety of towns, including Makurdi, Highlevel, North Bank, Ibilla, Wannune, Guma, Gra, and Otobi.

2. Electoral Knowledge, Attitude and Practices

While the majority of respondents intend to vote (and have their voters card), they have mixed opinions about whether they trust the validity of election outcomes.

- **Influential politicians:** When asked to name two influential politicians in the state that the LGA produced, respondents provided a wide variety of individuals. Avine Agbom (3 times) and John Tondu (2 times) were the only politicians listed more than once.
- **Voters card:** The majority of respondents (78%) reported having their voters card.
- **Intentions to vote:** The majority of respondents (78%) plan to vote in the 2019 presidential elections; the remaining respondents (22%) were listed as “Maybe”, with 0% responding “No”.
- **Trust in INEC:** Results were mixed regarding respondents’ trust that INEC can deliver credible, free, fair, and safe elections. Only 33% responded “Yes”, with a larger percentage (39%) responding “Maybe”. 28% of respondents said “No”.

3. Needs and Service Gaps

Unemployment was selected as the biggest overall issue. Infrastructure (e.g., gutters/roads) and environmental waste were significant concerns, as well.

- When asked whether they agreed or disagreed that certain issues were a major problem in their community, respondents provided mixed attitudes. Some issues were nearly unanimously agreed upon as problems, while others were only viewed as problems by some.
 - **Agreement that it is a problem:** Unemployment, lack of modern gutters/roads/bridges, alcoholism and drug abuse, dirty environment and indiscriminate dumping of refuse
 - **Only viewed as problem by some:** Lack of customers for artisans, lack of sufficient transport system, lack of a modern market structure, lack of hospitals/ doctors/ nurses/ etc., lack of primary and secondary schools and teachers, lack of clean drinking water.
- When asked to identify the top major problem in their community, respondents chose a wide variety of topics. Listed in order of importance, respondents noted unemployment (44% of total respondents), lack of schools/teachers (17%), alcoholism and drug abuse (17%), dirty

environment and dumping of refuse (11%), lack of modern gutters/roads/bridges (6%), and lack of clean drinking water (6%).

4. Peace and Security

Cattle herdsman and jobless people were chosen as the largest threats outside and inside the community, respectively.

- When asked to identify which group outside of the community brought the most fear, destruction of property, and insecurity to the community, the vast majority of participants (83%) selected cattle herdsman. The next most common groups chosen were armed robbers (11%) and terrorists (6%). No respondents selected militants or kidnapers.
- When asked to identify which group inside the community disturbed the peace the most, the majority of respondents (61%) selected jobless people. The next most common choices were drug addicts (28%) and Okada riders (11%). No respondents selected homeless/mentally ill and street hawkers.

5. Challenges by Demographic

Unemployment or lack of money was viewed as a serious issue among working-aged groups. For teenagers, sexual problems and drug abuse were high priority issues.

- **Children:** Responses included malnutrition (28%) lack of education (22%), as well as lack of healthcare, other illnesses, refuse dumping, poor parenting, and no financial support.
- **Teenage girls:** Pregnancy (24%) was the most common response. Other responses included rape and sexual harassment, lack of education, lack of sex education, no parental guidance, peer influence, lack of self-awareness or self-esteem, idleness, and a lack of mentors.
- **Teenage boys:** The majority of respondents (56%) selected drug abuse or addiction as a significant challenge for teenage boys. Less common choices included idleness, peer pressure, and cultism.
- **Young adults:** The vast majority of respondents (83%) selected unemployment as the major issue. Less common choices included drug/alcohol abuse, and lack of entrepreneurship.
- **Adults with children:** The vast majority of respondents (89%) selected unemployment as the major issue. Less common choices included malnutrition, and stigmatization.
- **Older people:** The majority of respondents (59%) identified lack of money, with other responses including poor health or healthcare (29%), no future planning (6%) and family issues (6%).

When asked to identify which group should be a top priority, there was a wide variety of responses. The most common group chosen was young adults (24%); however, each group was chosen at least once.

IMPLICATIONS FOR ACTION

Our results suggest the following priorities and needs for services:

- **Unemployment amongst residents (the most common concern/issue)**
- Drug use amongst teenage boys, and sexual issues amongst teenage girls
- Destruction caused by cattle herdsman
- Dirty environment and dumping of refuse
- A readiness and desire to vote, but relatively low trust in the validity of election outcomes.

Our results, while not comprehensive, proffer some suggestions about needs, service gaps, and structural issues that should be addressed by agencies or organizations at the LGA or state level.

Detailed Survey Results

DEMOGRAPHICS

AGE

Age	% of people
Under 20	6%
20-29	56%
30-39	39%
40 or older	0%

“WHAT IS THE LOCAL GOVERNMENT YOU’RE CURRENTLY LIVING IN?”

Local Government	% of people
Makurdi	78%
Oju	6%
Ado	6%
Tarka	6%
Otukpo	6%

“WHAT IS YOUR TOWN IN THIS LOCAL GOVERNMENT AREA?”

Town	% of people
Makurdi	39%
Highlevel	17%
North Bank	17%
Ibilla	6%
Wannune	6%
Guma	6%
Gra	6%
Otobi	6%

“HOW LONG HAVE YOU BEEN IN THIS LOCAL GOVERNMENT AREA?”

Length of time in local government	% of people
Less than 10 years	11%
10 to 20 years	50%
20 years to life	39%

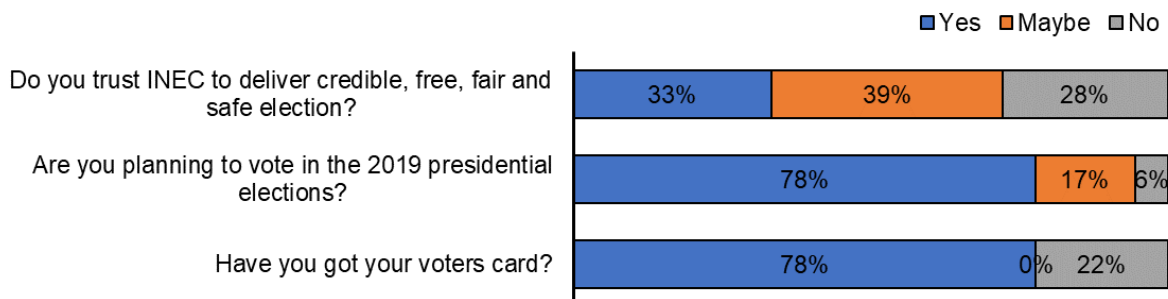
ELECTORAL KNOWLEDGE, ATTITUDE AND PRACTICES

“NAME TWO INFLUENTIAL POLITICIANS IN THE STATE THAT OUR LGA PRODUCED”

Listed 3 times: Avine Agbom


Listed 2 times: John Tondur

Listed 1 time: Adanyi Benjamin, Akenga Audu, Audu Ogbeh, Benjamin Adanyi, Benson Abuonu, Benue, Chief Ade, Chief Enyi, David Mark, Dickson Tarkigh, Donko, George Akume, Ihyembe, Jime Emmanuel, Obla, Orker Jev, Professor Hagher, Professor Nder, Samuel Ortom, Terlumun Afatyo, Tony Sende



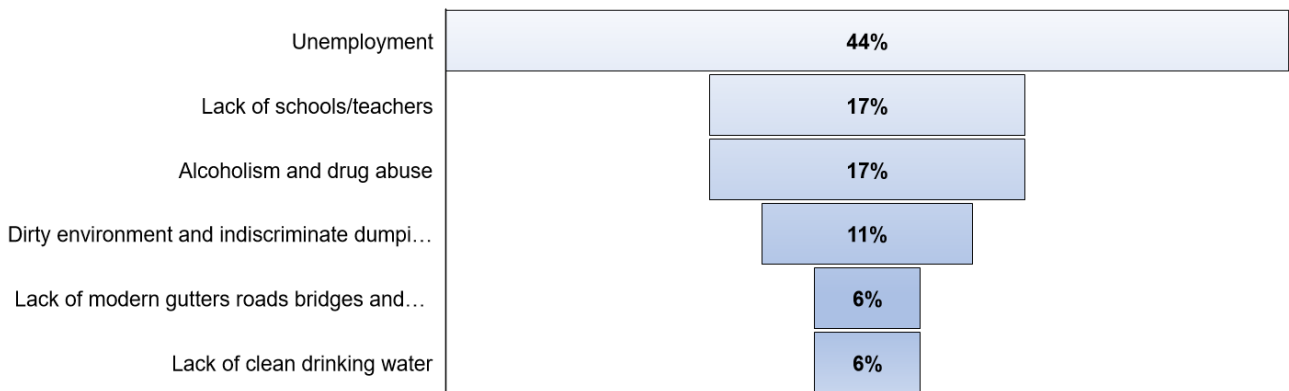
NEEDS AND SERVICE GAPS

“IS THE LACK OF [INSERT ISSUE HERE] A MAJOR ISSUE FOR RESIDENTS OF OUR COMMUNITY?”



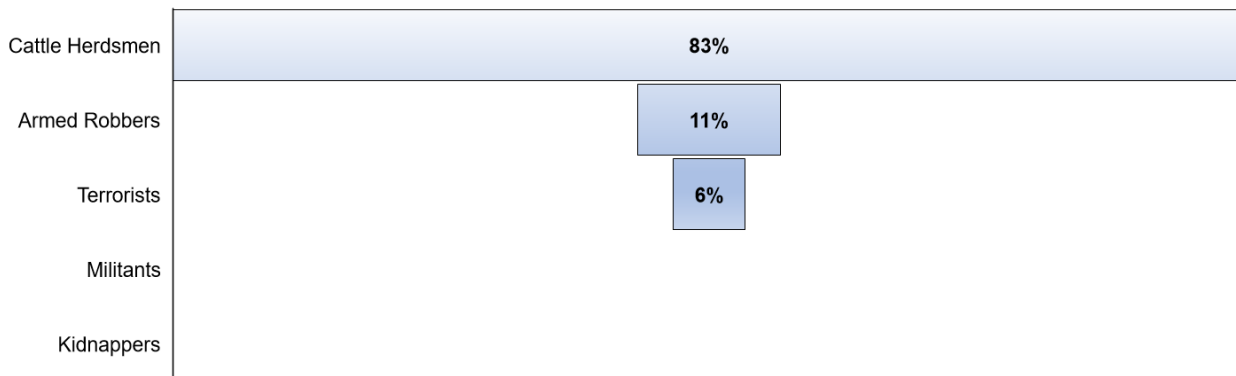
“Of these issues you’ve identified above, list the top five starting from the worst problem”

[Note: only the top issue was recorded for each respondent]

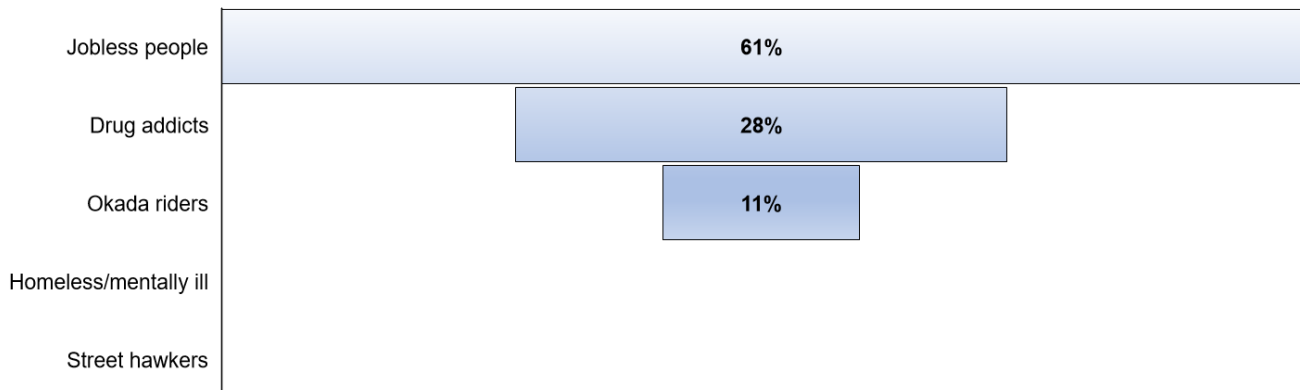


PEACE AND SECURITY

“OF MILITANTS, TERRORISTS, CATTLE HERDSMEN, ARMED ROBBERS, AND KIDNAPPERS, WHICH DO YOU THINK BRING THE MOST FEAR, DESTRUCTION OF PROPERTY AND INSECURITY TO OUR COMMUNITY?”



“OF STREET HAWKERS, HOMELESS AND MENTALLY ILL PEOPLE, OKADA RIDERS, DRUG ADDICTS, AND JOBLESS PEOPLE, WHICH DO YOU THINK DISTURB THE PEACE OF OUR COMMUNITY THE MOST?”



CHALLENGES BY DEMOGRAPHIC

“WHAT CHALLENGES DO YOU THINK AFFECT CHILDREN IN OUR COMMUNITY THE MOST?”

Issue	% of people
Malnutrition	28%
Lack of education	22%
Diarrhea	11%
Lack of healthcare	11%
Other illness/disease	11%
Refuse dumping	6%
Poor parenting	6%
No financial support	6%

WHAT CHALLENGES DO YOU THINK AFFECT TEENAGE GIRLS IN OUR COMMUNITY THE MOST?

Issue	% of people
Pregnancy	24%
Rape/Sexual harassment	12%
Lack of education	12%
Lack of sex education	12%
No parental guidance	12%
Peer influence	6%
Lack of self awareness	6%
Low self-esteem	6%
Idleness	6%
Lack of mentors	6%

WHAT CHALLENGES DO YOU THINK AFFECTS TEENAGE BOYS IN OUR COMMUNITY THE MOST?

Issue	% of people
Drug abuse/addiction	56%
Idleness	22%
Peer pressure	11%
Cultism	11%

WHAT CHALLENGES DO YOU THINK AFFECTS YOUNG ADULTS IN OUR COMMUNITY THE MOST?

Issue	% of people
Unemployment	83%
Drug/alcohol abuse	11%
Lack of entrepreneurship	6%

WHAT CHALLENGES DO YOU THINK AFFECT ADULTS WITH CHILDREN IN OUR COMMUNITY THE MOST?

Issue	% of people
Unemployment	89%
Malnutrition	6%
Stigmatization	6%

WHAT CHALLENGES DO YOU THINK AFFECTS OLDER PEOPLE IN OUR COMMUNITY THE MOST?

Issue	% of people
Lack of money	59%
Poor health/care	29%
No future planning	6%
Family issues	6%

OF THESE CHALLENGES ABOVE, WHICH 5 GROUPS OF PEOPLE WOULD YOU SAY SHOULD BE TOP PRIORITY?

Issue	% of people
Young adults	24%
Children	18%
Teenage girls	18%
Adults with children	18%
Older people	12%
Teenage boys	12%



SI4
DEV

Strategy and Innovation
For Development Initiative



Acknowledgements

Text and Analysis: Steven Sherrin with contribution from Nkem Akinsoto.

Report design: Nkem Akinsoto.

Special thanks to The Spring Development Initiative (TSDI)